REMO OUTILLAGES - 1979

www.remo.fr

Punch - Die / Stempel - Matrizen

Some advice for use / Einige Tipps zur Verwendung

NEVER PUNCH A DIAMETER SMALLER THAN THE THICKNESS
NIEMALS EINEN DURCHMESSER STANZEN, DER KLEINER ALS DIE DICKE IST

Calculation of power required for punching
Berechnung der zum Stanzen benötigten Leistung

Examples / Beispiele

Cutting radius x thickness x strength (kg/mm²)
Ø 30 sheet metal thickness 15 mm - R 45 kg : (30 x 3.14) x 15 x 45 = 63.5 t
10 x 20 sheet metal thickness 10 mm - R 45 kg : (10 x 3,14) + ((20-10) x 2) = 51,40 x R 45 x 10 = 23,1 t

Schnittumfang x Dicke x Festigkeit (kg/mm²)
Ø 30 Blechdicke 15 mm - R 45 kg: (30 x 3,14) x 15 x 45 = 63,5 t.
10 x 20 Blechdicke 10 mm - R 45 kg: (10 x 3,14) + ((20-10) x 2) = 51,40 x R 45 x 10 = 23,1 t

Correct clearance between punch and die
Korrektes Spiel zwischen Stempel und Matrize

- R : 45 kg = -10% of the thickness / R: 45 kg = -10% der Dicke.
- R : 60 kg = - 6% of the thickness / R: 60 kg = -6% der Dicke.

Using our matrices / Unsere Matrizen verwenden

- Clearance 0.2 for sheet metal from 1 to 3 mm.
- Clearance 0.7 for sheet metal from 3 to 10 mm.
- Satz 0,2 für Blech von 1 bis 3 mm.
- Satz 0,7 für Blech von 3 bis 10 mm.

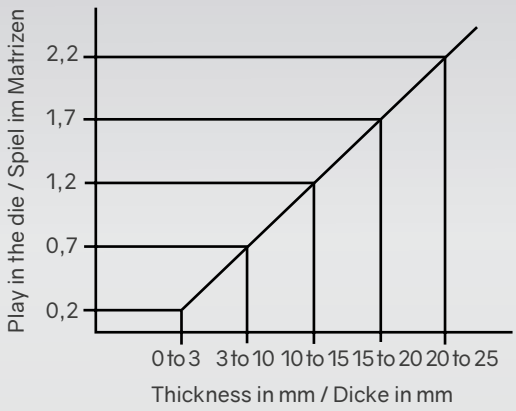

Comments / Bemerkungen

- Too little clearance will weaken the punch during extraction.
- The hole size is given by the punch.
- Correct penetration of the punch into the die about 3 mm.
- Ein zu geringes Spiel schwächt den Stempel beim Herausziehen.
- Das Lochmaß wird durch den Stempel vorgegeben.
- Korrektes Eindringen des Stempels in die Matrize ca. 3 mm.

Thickness in mm / Dicke in mm	Force in tons / Kraft in Tonnen																
12	-	-	-	-	18	24	30	36	42	48	60	72	84	97	108	121	136
10	-	-	-	-	15	20	25	30	35	40	50	60	70	80	91	101	113
8	-	-	-	8,0	12	16	20	24	28	32	40	48	56	64	72	80	91
6	-	-	4,5	6,0	9,0	12	15	18	21	24	30	36	42	48	54	60	68
5	-	-	3,8	5,0	7,5	10	13	15	18	20	25	30	35	40	45	50	57
4	-	2,0	3,0	4,0	6,0	8,0	10	12	14	16	20	24	28	32	36	40	45
3	-	1,5	2,3	3,0	4,5	6,0	7,5	9,0	11	12	15	18	21	24	27	30	34
2	0,5	1,0	1,6	2,0	3,0	4,0	5,0	6,0	7,0	8,0	10	12	14	16	18	20	23
1	0,3	0,5	0,8	1,0	1,5	2,0	2,5	3,0	3,5	4,0	5,0	6,0	7,0	8,0	9,0	10	11
	2	**4**	**6**	**8**	**12**	**16**	**20**	**24**	**28**	**32**	**40**	**48**	**56**	**64**	**72**	**80**	**90**
	Diameter in mm / Durchmesser in mm																

Examples of forms / Beispiele für Formen

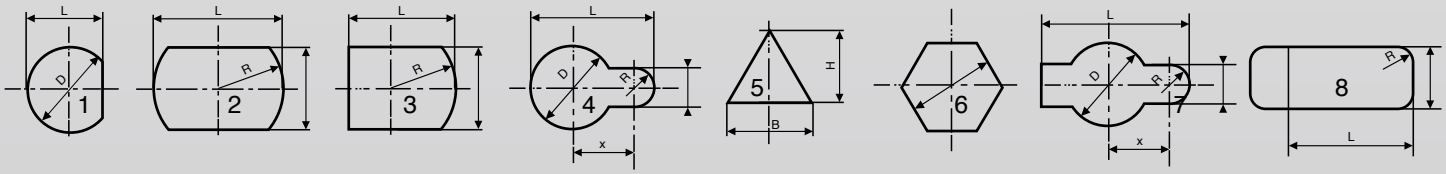

Punch - Die / Stempel - Matrizen

Type / Typ VOORTMAN - TRAMEV

Punch - Die Stempel - Matrizen			
N° VPS 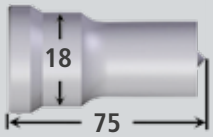	Ø 6 - 18	6,5 x 12 - 10 x 14	VOORTMAN
N° VPM 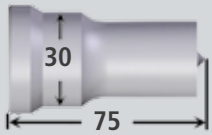	Ø 19 - 31	9 x 26 - 22 x 31	
N° VPL 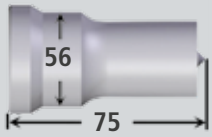	Ø 32 - 56	11 x 40 - 22 x 44	
N° VMS	Ø 6 - 31 0,2 - 0,7	6,5 x 12 - 22 x 31 0,2 - 0,7	
N° VMM	Ø 32 - 56 0,2 - 0,7	11 x 40 - 22 x 44 0,2 - 0,7	

N° PG22/60 	Ø 4 - 22	Langloch max. 22 Long. max. 22	TRAMEV (SOMMER)
N° PG22/60 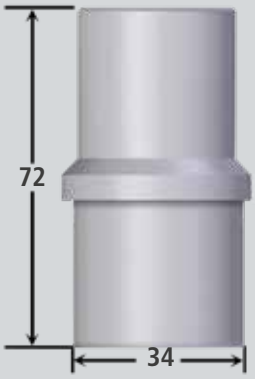	Ø 4 - 22	Langloch max. 22 Long. max. 22	
N° PG22/120 	Ø 4 - 22	Langloch max. 22 Long. max. 22	
N° PG22/120	Ø 4 - 22	Langloch max. 22 Long. max. 22	

Punch / Stempel

Type / Typ GEKA

	Punch / Stempel			
A	N° 5/27 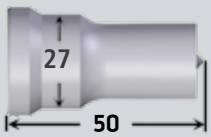	Ø 3 - 27 by / von 0,5 mm	5x10 6,5x12 6,5x26 7,5x26 9x18 9x20 9x26 10x14 10x20 10x26 13x25 14x25 16x26 17x25 17x26 18x25 18x26 19x26 19x27	4 - 19 by / von 0,5 mm
A	N° 6 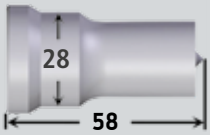	Ø 3 - 28 by / von 0,5 mm	All dimensions Alle Abmessungen	4 - 19 by / von 0,5 mm
A	N° 8/31 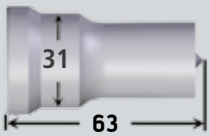	Ø 3 - 31 by / von 0,5 mm	5x10 5,5x14 5,5x19 5,5x25 6x12 6,5x26 7x18 7,5x21 7,5x26 7,5x30 8x16 9x14 9x18 9x26 9x30 10x14 10x20 10x26 10x30 11x22 11x26 11x30 12x24 12x30 13x20 13x26 14x26 14x31 15x31 16x25 16x26 16x31 18x26 19x31 20x31 21x31 22x31	4 - 21 by / von 0,5 mm
A	N° 8/40 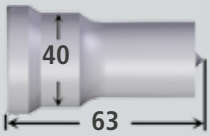	Ø 32,5 - 40 by / von 0,5 mm	11x40 13x40 (9x40) 16x40 17x40 18x40 18x40 20x40 22x40 24x40 26x40	23 - 28 by / von 0,5 mm
B	N° 11 GK 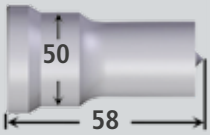	Ø 29 - 50 by / von mm	All dimensions Alle Abmessungen Oval max. 50 Langloch max. 50	20 - 35 by / von mm
B	N° 12 GK 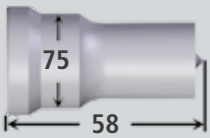	Ø 51 - 75 by / von mm	All dimensions Alle Abmessungen Oval max. 75 Langloch max. 75	36 - 49 by / von mm
B	N° 13 GK 	Ø 76 - 100 by / von mm	All dimensions Alle Abmessungen Oval max. 100 Langloch max. 100	50 - 70 by / von mm

Punch / Stempel
N° 5 / 27

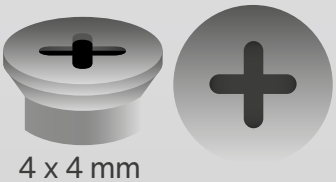

4 x 4 mm

Punch / Stempel
N° 8 / 31 8 / 40

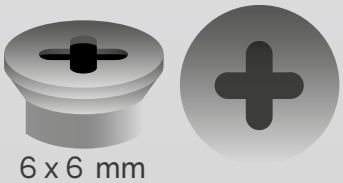

6 x 6 mm

REMO is the exclusive distributor of the GEKA brands in France.
REMO ist der exklusive Vertriebspartner der Marken GEKA in Frankreich.

Die / Matrizen

Type / Typ GEKA

	Die / Matrizen			
A	N° 6 	Ø 3 - 30 by / von 0,5 mm 0,2 - 0,7	Same as punch N° 5/27 Gleich als Stempel N° 5/27 0,2 - 0,7	4 - 21 by / von 0,5 mm 0,2 - 0,7
A	N° 13* 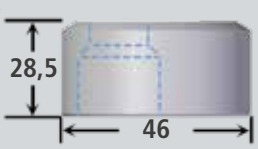 Offset dies / Winkelstahl-Matrize	Ø 3 - 20 by / von 0,5 mm 0,7	1 ⊙ // Oval max. 26 Langloch max. 26 2 ⊖ ⊥ 0,7	
A	N° 5	Ø 4 - 31 by / von 0,5 mm 0,2 - 0,7	Same as punch N° 5/27 N° 8/31 Gleich als Stempel N° 5/27 N° 8/31 0,2 - 0,7	4 - 22 by / von 0,5 mm 0,2 - 0,7
A	N° 14*  Offset dies / Winkelstahl-Matrize	Ø 3 - 20 by / von 0,5 mm 0,7	1 ⊙ // Oval max. 26 Langloch max. 26 2 ⊖ ⊥ 0,7	
A	N° 8 	Ø 32 - 40 by / von 0,5 mm 0,2 - 0,7	Same as punch N° 8/40 Gleich als Stempel N° 8/40 0,2 - 0,7	23 - 28 by / von 0,5 mm 0,7
A	N° 10 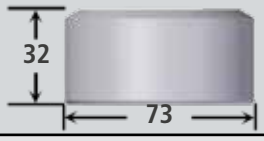	Ø 32,5 - 40 by / von 0,5 mm 0,7	Same as punch N° 8/40 Gleich als Stempel N° 8/40 0,2 - 0,7	23 - 28
B	N° 11 GK	Ø 29 - 50 by / von mm	All dimensions Alle Abmessungen Oval max. 50 Langloch max. 50	20 - 35 by / von mm
B	N° 12 GK	Ø 51 - 75 by / von mm	All dimensions Alle Abmessungen Oval max. 75 Langloch max. 75	36 - 49 by / von mm
B	N° 13 GK	Ø 76 - 100 by / von mm	All dimensions Alle Abmessungen Oval max. 100 Langloch max. 100	50 - 70 by / von mm

*	N° 13 Ø 46	N° 14 Ø 50,8
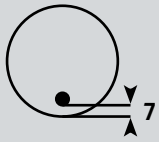	Ø 3 - 20 0,2 - 0,7	Ø 3 - 20 0,2 - 0,7

Punch - Die / Stempel - Matrizen

Type / Typ GEKA

European lock / Schlüsselloch

	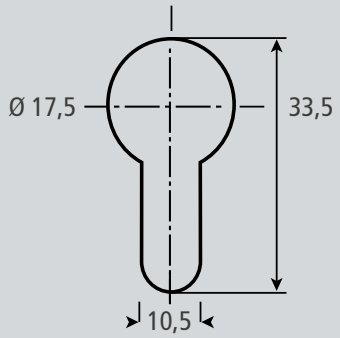	Punch / Stempel N° 5/27* Punch / Stempel N° 8/31* Punch / Stempel N° 8/40 *Key-hole quick-change sleeve punch N° 5/27 and 8/31 *Schlüsselloch Schnellspanneinsatz Stempel N° 5/27 und 8/31
		Die / Matrizen N° 6 Ø 46 Die / Matrizen N° 5 Ø 50,8 Die / Matrizen N° 8 Ø 60 0,2 - 0,7 mm

B

Standard tools for machines / Standard Werkzeuge für Maschinen

- Microcrop, Minicrop, PP50.
- Puma 50 - 55 - 70 - 80 - 110.
- Hydracrop 50 - 55 - 70 - 80 - 110.
- Bendicrop 50 - 65 - 85.

Offset / Winkelstahl

		Punch / Stempel N° 5 / 27 Ø 4 - 20 by / von mm	Punch / Stempel N° 8 / 31 Ø 4 - 20 by / von mm	Punch / Stempel N° 8 / 40 Ø 21 - 30 by / von mm
	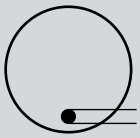	Die / Matrizen N° 6 Ø 4 - 20 by / von mm 0,7	Die / Matrizen N° 5 Ø 4 - 20 by / von mm 0,7	Die / Matrizen N° 8 Ø 21 - 30 by / von mm 0,7

B

Accessories/ Zubehör

REMO is the exclusive distributor of the GEKA brands in France.
REMO ist der exklusive Vertriebspartner der Marken GEKA in Frankreich.

Punch - Die / Stempel - Matrizen

Type / Typ KINGSLAND

	Punch / Stempel			
A	N° 9000 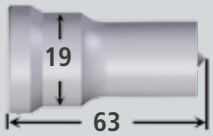	Ø 4 - 19 by / von 0,5 mm		
A	N° 9001 	Ø 4 - 30 by / von 0,5 mm	**N° 9184** 6 x 12 - 7 x 14 - 8 x 16 - 9 x 18 10 x 20 - 11 x 22 - 12 x 24 - 13 x 26 14 x 28 - 15 x 30	**N° 9171** 11 - 21 by / von mm
B	N° 9004 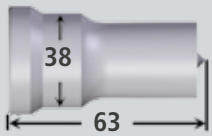	Ø 31 - 38 by / von mm	**N° 9185** All dimensions Alle Abmessungen	**N° 9172** 20 - 26 by / von mm
B	N° 9007 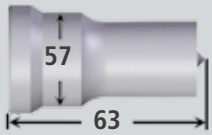	Ø 39 - 57 by / von mm	**N° 9188** All dimensions Alle Abmessungen	**N° 9175** 27 - 40 by / von mm
B	N° 9006 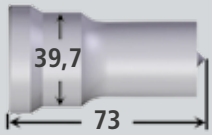	Ø 5 - 39 by / von mm	**N° 9187** All dimensions Alle Abmessungen	**N° 9174** 19 - 28 by / von mm
B	N° 9009 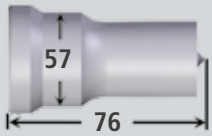	Ø 39 - 57 by / von mm	**N° 9190** All dimensions Alle Abmessungen	**N° 9177** 27 - 40 by / von mm
B	N° 9010 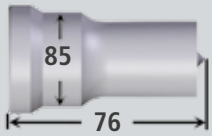	Ø 58 - 85 by / von mm	**N° 9191** All dimensions Alle Abmessungen	**N° 9178** 41 - 60 by / von mm
	Die / Matrizen			
B	N° 9020	Ø 4 - 19 by / von 0,5 mm		
B	N° 9023	Ø 4 - 38 by / von 0,5 mm 0,2 - 0,7	**N° 9221** 6x12 - 7x14 - 8x16 - 9x18 - 10x20 11x22 - 12x24 - 13x26 - 14x28 - 15x30 0,2 - 0,7	**N° 9213** 4 - 26 by / von mm 0,7
B	N° 9024	Ø 39 - 57 by / von mm 0,2 - 0,7	**N° 9222** 0,2 - 0,7	**N° 9214** 27 - 40 by / von mm 0,7
B	N° 9025 	Ø 58 - 85 by / von mm 0,2 - 0,7	**N° 9223** 0,2 - 0,7	**N° 9215** 41 - 60 by / von mm 0,7
B	N° 9023E  Offset dies / Winkelstahl-Matrize	Ø 4 -22 by / von mm 0,7	1 ⊙ // 2 ⊙ ⊥ Lg max. 30 0,7	

Punch / Stempel

Type / Typ PEDDINGHAUS

Punch / Stempel			
N° 1 	Ø 3 - 14 by / von 0,5 mm	5x10 5x14 5,5x10 5,5x14 6x12 6,5x12 7x14 7,5x14	4 - 10 by / von mm
N° 4 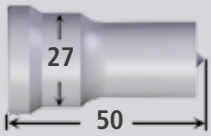 N° 4 B *	Ø 8 - 27 by / von 0,5 mm Ø 27,5 - 30*	5,5x19 5,5x25 6,5x18 6,5x26 7,5x21 7,5x26 8x16 9x18 9x26 10x20 10x26 10x30 11x22 11x26 12x24 13x26 14x26 14x28 15x30 16x26 18x26	11 - 19 by / von mm 20 - 21*
N° 2 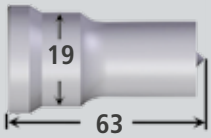	Ø 3 - 19 by / von 0,5 mm	5x10 5x14 5,5x10 5,5x14 6x12 6,5x12 6,5x18 7x14 7,5x14 8x16 9x14 9x18	4 - 13 by / von mm
N° 5 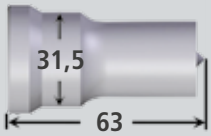	Ø 17,5 - 31,5 by / von 0,5 mm	5,5x25 6,5x26 6,5x30 7,5x21 7,5x26 7,5x30 9x26 9x30 10x20 10x26 10x30 11x22 11x26 11x30 12x24 12x30 13x26 14x26 14x28 15x30 16x26 16x31 18x26 18x31 20x31 22x31	14 - 22 by / von mm

A

Oversize punch, quick-change punch sleeve Ø 30,3 required / Übergröße, Schnellspanneinsatz Ø 30,3 zusätzlich erforderlich

N° 3 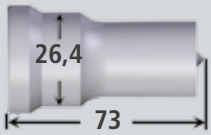	Ø 5 - 26	5x10 5x14 5,5x14 5,5x19 5,5x25 6,5x12 6,5x18 6,5x26 7,5x14 7,5x21 7,5x26 8x16 9x18 9x26 10x20 11x22 11x26 12x24 13x26 14x26 16x26 18x26	8 - 18 by / von mm
N° 6 	Ø 27 - 39,5	6,5x30 7,5x30 9x30 9x35 10x30 11x30 12x30 12x35 13x30 13x35 14x28 14x35 16x31 18x31 18x36 20x31 22x31	19 - 28 by / von mm
N° 7 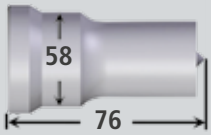	Ø 40 - 58	11x40 12x40 13x40 14x50 16x55 18x55 20x40 20x55 22x44 22x55	30 - 35 - 40
N° 11 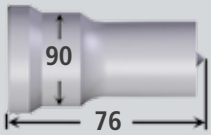	Ø 59 - 90	All dimensions Alle Abmessungen	41 - 63

B

Peddinghaus equipment / Peddinghaus Ausstattung

Punch / Stempel	Die / Matrizen	Machines / Maschinen
N° 1, 4, 4B	N° 2, 13	Peddicat 360, Peddiworker 400, 500, 600 et 800. Peddimaster 450M, 28/40, 40/60, 60/80, 60/100 et 80/110. Hydraulic 28, 40, 60N, 300, 400, 500, 600, 210 Super/Standard 11 et 13. Forax 15, 25, 45, 65, 150, 250, 450, Stanzfix, 225 B/11, 13, 45, 60 et 225H/11, 13.
N° 2, 5	N° 3, 14	Peddicat 361 et 380 - Peddiworker 501, 502, 801, 802 et 1000G. Peddimaster 100/160, 110/170, 800/1100 et 1100/1700. Peddimax 600, 601, 602, 800, 801, 1002 et 110/140. Hydraulic 100, 280, 301, 501, 502, 800, 1000, 1001, 210 Super 16, 20 et 210 Standard 16. Forax 80, 100, 1000, 225 B/16, 20, 80, 100 et 225H/15, 20.
N° 3, 6, 7, 11	N° 4, 6, 20	According to oversize punching attachments / Je nach Übergröße - Stanzvorrichtung

Die / Matrizen

Type / Typ PEDDINGHAUS

	Die / Matrizen			
A	N° 2	Ø 3 - 30 by / von 0,5 mm 0,2 - 0,7	Same as punch N° 1 and 4 Gleich als Stempel N° 1 und 4 0,2 - 0,7	4 - 21 by / von mm 0,2 - 0,7
A	N° 3 	Ø 3 - 32 by / von 0,5 mm 0,2 - 0,7	Same as punch N° 2 and 5 Gleich als Stempel N° 2 und 5 0,2 - 0,7	4 - 22 by / von mm 0,2 - 0,7
B	N° 4	Ø 27 - 39,5 by / von 0,5 mm 0,2 - 0,7	Same as punch N° 6 Gleich als Stempel N° 6 0,2 - 0,7	19 - 28 by / von mm 0,2 - 0,7
B	N° 6	Ø 40 - 65 by / von 0,5 mm 0,2 - 0,7	Same as punch N° 7 Gleich als Stempel N° 7 0,2 - 0,7	30 - 35 40 - 45 0,2 - 0,7
B	N° 20	Ø 66 - 90 by / von 0,5 mm 0,2 - 0,7	Same as punch N° 11 Gleich als Stempel N° 11 0,2 - 0,7	45 - 63 by / von mm 0,2 - 0,7

	N° 13 Ø 46	N° 14 Ø 50,8
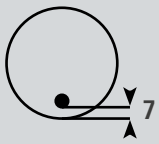	Ø 3 - 20 0,2 - 0,7	Ø 3 - 20 0,2 - 0,7
// parallel	6 x 12 - 18 x 26 0,7 According to punch N° 1 or 4 Gemäß Stempel N° 1 oder 4	5 x 10 - 18 x 26 0,7 According to punch N° 1 or 4 Gemäß Stempel N° 1 oder 4
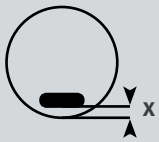 ⊥ perpendicular perpendikular	6 x 12 - 18 x 26 0,7 Value of x / Größe von x 6,7 x 12,7 = 7,4 — 11,7 x 22,7 = 8,65 7,7 x 14,7 = 7,55 — 11,7 x 26,7 = 10,35 8,7 x 16,7 = 7,7 — 12,7 x 24,7 = 9,10 9,7 x 18,7 = 7,95 — 13,7 x 26,7 = 9,75 9,7 x 26,7 = 11 — 14,7 x 26,7 = 9,45 10,7 x 20,7 = 8,3 — 16,7 x 26,7 = 8,9	6 x 12 - 18 x 26 0,7 Value of x / Größe von x 6,7 x 12,7 = 7,35 — 11,7 x 22,7 = 8,3 7,7 x 14,7 = 7,45 — 11,7 x 26,7 = 9,5 8,7 x 16,7 = 7,6 — 12,7 x 24,7 = 8,65 9,7 x 18,7 = 7,8 — 13,7 x 26,7 = 9,05 9,7 x 26,7 = 10 — 14,7 x 26,7 = 8,8 10,7 x 20,7 = 8,05 — 16,7 x 26,7 = 8,35

Punch - Die / Stempel - Matrizen

Type / Typ PEDDINGHAUS

European lock / Schlüsselloch

B



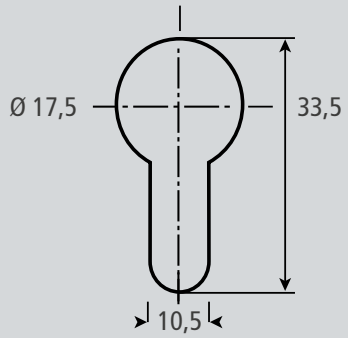

Punch / Stempel N° 4*
Punch / Stempel N° 5*
Punch / Stempel N° 6

*Key-hole quick-change sleeve punch N° 4 and 5
*Schlüsselloch Schnellspanneinsatz Stempel N° 4 und 5

Die / Matrizen N° 2
Die / Matrizen N° 3
Die / Matrizen N° 4

0,2 - 0,7 mm

Offset / Winkelstahl

B

	Tangent to the body Anliegend des Körpers	Punch / Stempel N° 4 Ø 4 - 20 by / von mm	Punch / Stempel N° 5 Ø 4 - 20 by / von mm
	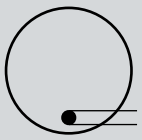 Same as the punch Gleich als den Stempel	Die / Matrizen N° 2 Ø 4 - 20 by / von mm 0,7	Die / Matrizen N° 3 Ø 4 - 20 by / von mm 0,7

Punch - Die / Stempel - Matrizen : Peddicat 275H - Peddy - 21/16 - 36RP10

B

Punch / Stempel			
N° 55 	Ø 3 - 15 by / von 0,5 mm	5x10 5,5x14 6,5x12 7,5x14	4 - 10 by / von mm
N° 56 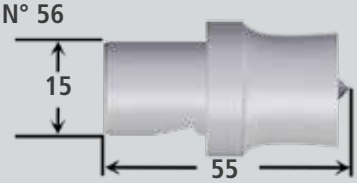	Ø 15,5 - 30 by / von 0,5 mm	6,5x18 7,5x21 9x18 10x20 11x22 12x24 13x26 14x28	11 - 15 by / von mm

B

Die / Matrizen			
N° 57 	Ø 3 - 22 0,2 - 0,7	Same as punch N° 55 Gleich als Stempel N° 55 0,2 - 0,7	Same as punch N° 55 Gleich als Stempel N° 55 0,2 - 0,7
N° 3 	Ø 3 - 30 0,2 - 0,7	Same as punch N° 56 Gleich als Stempel N° 56 0,2 - 0,7	Same as punch N° 56 Gleich als Stempel N° 56 0,2 - 0,7

Punch - Die / Stempel - Matrizen

Type / Typ SAHINLER / OZBORN

	Punch / Stempel			
A	N° 206/37 	Ø 4 - 30 by / von 0,5 mm	**N° 9184** 6 x 12 - 7 x 14 - 8 x 16 - 9 x 18 10 x 20 - 11 x 22 - 12 x 24 - 13 x 26 14 x 28 - 15 x 30	**N° 9171** 11 - 21 by / von mm
	N° 2037 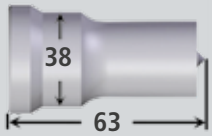	Ø 31 - 38 by / von mm	**N° 9185** All dimensions Alle Abmessungen	**N° 9172** 20 - 26 by / von mm
	N° 9007 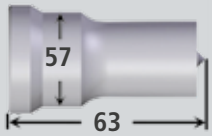	Ø 39 - 57 by / von mm	**N° 9188** All dimensions Alle Abmessungen	**N° 9175** 27 - 40 by / von mm
B	N° 2039 	Ø 5 - 39 by / von mm	**N° 9187** All dimensions Alle Abmessungen	**N° 9174** 19 - 28 by / von mm
	N° 9009 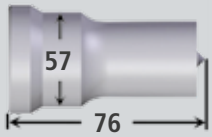	Ø 39 - 57 by / von mm	**N° 9190** All dimensions Alle Abmessungen	**N° 9177** 27 - 40 by / von mm
	N° 9010 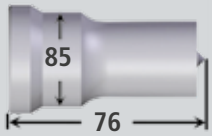	Ø 58 - 85 by / von mm	**N° 9191** All dimensions Alle Abmessungen	**N° 9178** 41 - 60 by / von mm

	Die / Matrizen			
	N° SAH 9023	Ø 4 - 38 by / von 0,5 mm 0,2 - 0,7	**N° 9221** 6x12 - 7x14 - 8x16 - 9x18 - 10x20 11x22 - 12x24 - 13x26 - 14x28 - 15x30 0,2 - 0,7	**N° 9213** 4 - 26 by / von mm 0,7
	N° 9024	Ø 39 - 57 by / von mm 0,2 - 0,7	**N° 9222** 0,2 - 0,7	**N° 9214** 27 - 40 by / von mm 0,7
B	N° 9025	Ø 58 - 85 by / von mm 0,2 - 0,7	**N° 9223** 0,2 - 0,7	**N° 9215** 41 - 60 by / von mm 0,7
	N° SAH 9023E  Offset dies / Winkelstahl-Matrize	Ø 4 -22 by / von mm 0,7	1 ⌀ // 2 ⌀ ⊥ Lg max. 30 0,7	

Punch / Stempel

Type / Typ MUBEA - SUNRISE

	Punch / Stempel			
A	N° PM1 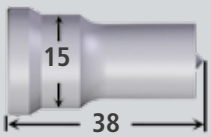	Ø 3 - 15 by / von 0,5 mm		
A	N° PM2 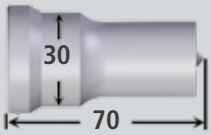	Ø 15,5 - 30 by / von 0,5 mm	5,0x10 5,0x13 5,0x15 5,0x20 5,0x25 5,5x11 5,5x13 5,5x15 5,5x20 5,5x25 6,5x13 6,5x15 6,5x20 6,5x25 6,5x30 7,0x15 7,0x20 7,0x25 7,0x30 8,0x13 8,0x16 8,0x20 8,0x25 8,0x30 9,0x13 9,5x13 9,5x15 9,5x20 9,5x25 9,5x30 10,5x15 10,5x21 10,5x25 10,5x30 11,0x15 11,0x20 11,0x25 11,0x30 12,0x20 12,0x25 12,0x30 13,0x20 13,0x25 13,0x30 13,5x20 13,5x25 13,5x30 14,0x20 14,0x25 14,0x30 15,0x25 15,0x30 16,0x25 16,0x30 17,5x25 17,5x30 18,0x30 19,0x25 19,0x30 20,5x25 20,5x30 22,5x30 24,0x30 25,5x30	4 - 21 by / von mm
B	N° PM3 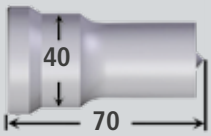	Ø 30,5 - 40 by / von 0,5 mm	11,0x35 11,0x40 13,5x35 13,5x25 14,0x35 14,0x40 15,0x35 15,0x40 16,0x35 16,0x40 17,5x35 17,5x40 18,0x35 18,0x40 19,0x35 19,0x40 20,5x35 20,5x40 22,5x35 22,5x40 24,0x40 25,5x40 26,0x40 27,0x40	21,5 - 28 by / von mm
B	N° PM4 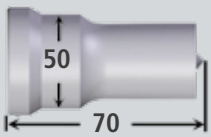	Ø 40,5 - 50 by / von 0,5 mm	11,0x45 11,0x50 13,5x50 17,5x50 20,5x50 22,5x50 24,0x50 25,5x50 26,0x50 27,0x50	28,5 - 35 by / von mm
B	N° PM5 	Ø 50,5 - 70 by / von 0,5 mm	Oval max. 70 Langloch max. 70	36 - 50 by / von mm
B	N° PM6 	Ø 71 - 100 by / von 0,5 mm	Oval max. 100 Langloch max. 100	51 - 70 by / von mm
B	N° PM7 	Ø 101 - 150 by / von 0,5 mm	Oval max. 150 Langloch max.150	71 - 105 by / von mm

Type / Typ MUBEA - SUNRISE

	Die / Matrizen			
A	MM 30	Ø 3 - 15 by / von 0,5 mm 0,2 - 0,7		
A	MM 45	Ø 15,5 - 30 by / von 0,5 mm 0,2 - 0,7	Same as punch N°PM2 Gleich als Stempel N°PM2 0,3 - 1	4 - 21 0,2 - 0,7
B	MM 60	Ø 30,5 - 40 0,2 - 0,7	Same as punch N°PM3 Gleich als Stempel N°PM3 0,3 - 1	21,5 - 28
B	MM 80 	Ø 40,5 - 50 0,2 - 0,7	Same as punch N°PM4 Gleich als Stempel N°PM4 0,3 - 1	28,5 - 35 0,2 - 0,7
B	MM 150	Ø 50,5 - 100	Oval max. 100 Langloch max. 100	36 - 70
B	MM 200	Ø 101 - 150	Oval max. 150 Langloch max. 150	71 - 105

A	Offset dies / Winkelstahl-Matrize MM45D	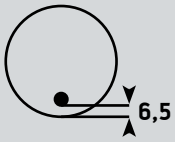 Ø 3 - 20 0,7
A	Offset dies / Winkelstahl-Matrize MM45DOB // **parallel**	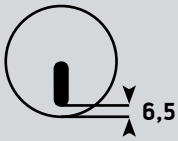 Same as punch N° PM2 Gleich als Stempel N° PM2 0,7
A	Offset dies / Winkelstahl-Matrize MM45DOB ⊥ **perpendicular / perpendikular**	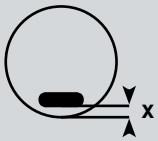 Same as punch n° PM2 Gleich als Stempel n° PM2 0,7

Punch - Die / Stempel - Matrizen

Type / Typ MUBEA

	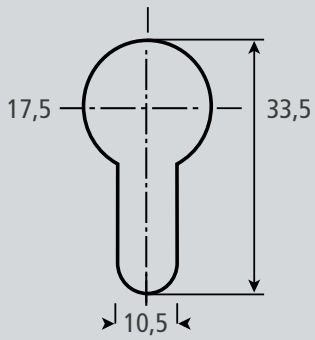	Punch / Stempel N° PM3 Ø 40, L 70	**Standard tools for machines** **Standard Werkzeuge für Maschinen** KBL OPTIMA 900, KBL 20, KBL OPTIMA 20, KBL OPTIMA 100-50, KBL OPTIMA 1000, KBL 25, KBL OPTIMA 25, KBL OPTIMA 130-70, KBL OPTIMA 1300, KL OPTIMA 900, KL 20, KL OPTIMA 100, KL OPTIMA 1100, KL 25, KL OPTIMA 130, KL OPTIMA 1300, KL 100, KL 160, KLS 1100, HIW 1000, KLSH 900, KLSH 1100, KBLH 1000, HP 1000/760.
		Die / Matrizen N° MM 60 Ø 60, L 30 0,2 - 0,7	

Punch reducer / Stempel Reduzierung

Punch filler
Stempelbeilage

Punch reducer PM2/PM1
Reduzierung PM2/PM1

Punch PM1
Stempel PM1

Die reducer / Reduzierung für Matrizen

MM 45 / MM 30

MM 60 / MM 45

MM 60 / MM 45

MM 80 / MM 60

MM 80 / MM 45

MM 80 / MM 30

Punch - Die / Stempel - Matrizen

Type / Typ ALFRA - PROMOTECH

	Punch - Die Stempel - Matrizen			
A	N° PALF 	Ø 8 - 24 Ø 25 with nut / mit Mutter	8x16 9x18 10x20 11x22 12x24 13x24 14x24 16x24 18x24 20x24	**ALFRA** **(IMAC)** **(NITTO)** **(SELFER)**
	N° MALF 	Ø 8 - 25	Same as punch N° PALF Gleich als Stempel N° PALF Standard clearance 1 mm Standard Schneidspiel 1 mm	
	N° ALFRA APS 60 	Ø 8 - 24		
		Ø 8 - 24		
B	N° PROP 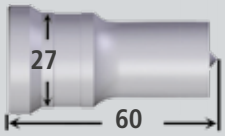	Ø 7 - 27	8x16 9x18 9x25 10x20 11x18 11x22 12x20 12x24 12x25 13x25 14x20 14x22 14x25 18x25	**PROMOTECH**
	N° PROM 	Ø 7 - 27	Same as punch N° PROP Gleich als Stempel N° PROP Standard clearance 1 mm Standard Schneidspiel 1 mm	
		Ø 7 - 27		

REMO is the exclusive distributor of the ALFRA brands in France.
REMO ist der exklusive Vertriebspartner der Marken ALFRA in Frankreich.

Trolley APS GO
Laufkatze APS GO

Spring balancer with safety device
Federzug mit Sicherheitseinrichtung

Punch / Stempel

Type / Typ VERNET AUTOMATIC / AUTOMATISCH

Punch / Stempel			Model / Serie
N° 2 	Ø 8 - 18 by / von mm		PHP MAP
N° 3	Ø 19 - 25 by / von mm	8x16 9x18 10x20 11x22 12x24	
N° 4 	Ø 26 - 32 by / von mm	13x26 14x28 15x30 16x32	
N° 5 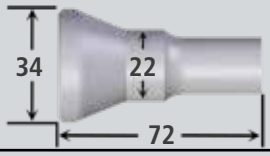	Ø 8 - 22 by / von mm	6x12 7x14 9x18 10x20 11x22	PG 80
N° 6 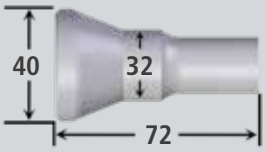	Ø 23 - 32 by / von mm	12x24 13x26 14x28 15x30 16x32	
N° 7 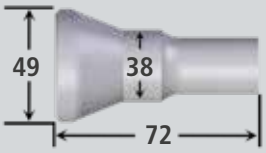	Ø 33 - 38 by / von mm	17x34 18x36	
N° 8 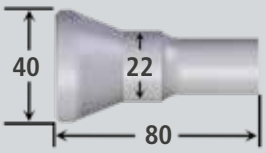	Ø 8 - 22 by / von mm	6x12 7x14 8x16 9x18 10x20 11x22	PHP MAP PG116 PHA MAG
N° 9 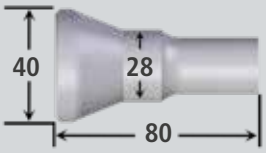	Ø 23 - 28 by / von mm	12x24 13x26 14x28	
N° 10 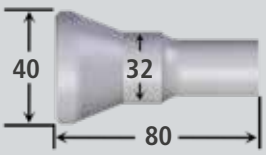	Ø 29 - 32 by / von mm	15x30 16x32	
N° 11 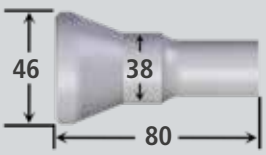	Ø 33 - 38 by / von mm	17x34 18x36 19x38	
N° 12 	Ø 39 - 50 by / von mm	20x40 22x44 24x48	

B

Die / Matrizen

Type / Typ VERNET AUTOMATIC / AUTOMATISCH

Die / Matrizen New / Neu Old / Alt			Model / Serie
N° 1	Ø 8 - 11 by / von mm Standard clearance Standard Schneidspiel		VP
N° 2	Ø 12 - 17 by / von mm Standard clearance Standard Schneidspiel		
N° 3	Ø 18 - 23 by / von mm Standard clearance Standard Schneidspiel		
N° 4 	Ø 24 - 27 by / von mm Standard clearance Standard Schneidspiel		
N° 5	Ø 28 - 32 by / von mm Standard clearance Standard Schneidspiel	9x18 10x20 11x22 12x24 13x26 14x28 15x30 16x32 Standard clearance Standard Schneidspiel	
N° 6 	Ø 8 - 11 by / von mm Standard clearance Standard Schneidspiel		PHP MAP
N° 7 	Ø 12 - 17 by / von mm Standard clearance Standard Schneidspiel		
N° 8 	Ø 18 - 25 by / von mm Standard clearance Standard Schneidspiel	9x18 10x20 11x22 12x24 Standard clearance Standard Schneidspiel	
N° 9 	Ø 26 - 32 by / von mm Standard clearance Standard Schneidspiel	13x26 14x28 15x30 16x32 Standard clearance Standard Schneidspiel	
N° 10 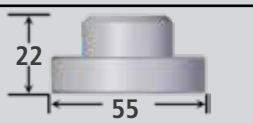	Ø 8 - 22 by / von mm Standard clearance Standard Schneidspiel		PG80 PG41 PG116
N° 11 	Ø 23 - 32 by / von mm Standard clearance Standard Schneidspiel	10x20 11x22 12x24 13x26 14x28 15x30 16x32 Standard clearance Standard Schneidspiel	PG80 PG41 PG116
N° 12 	Ø 33 - 38 by / von mm Standard clearance Standard Schneidspiel		PG80
N° 13 	Ø 33 - 38 by / von mm Standard clearance Standard Schneidspiel	17x34 18x36 19x38 20x40 22x44 Standard clearance Standard Schneidspiel	PG80 PG116
N° 15	Ø 8 - 32 by / von mm Standard clearance Standard Schneidspiel	9x18 10x20 11x22 12x24 13x26 14x28 15x30 16x32 Standard clearance Standard Schneidspiel	MAG
N° 14	Ø 33 - 50 by / von mm Standard clearance Standard Schneidspiel	17x34 18x36 19x38 20x40 22x44 24x48 Standard clearance Standard Schneidspiel	MAG

B

Please, let us know if you want the new or old die.
Bitte geben Sie uns an ob Sie die neuen oder alten Matrizen benötigen.

Punch - Die / Stempel - Matrizen

Type / Typ FICEP UNIVERSAL

B

Punch / Stempel			
N° 1 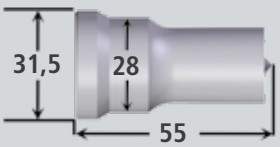	Ø 4 - 28 by / von 0,5 mm	4x8 5x10 6x12 7x14 8x16 9x18 10x20 11x22 12x24 13x26 14x28 16x28	6 - 19 by / von mm
N° 2 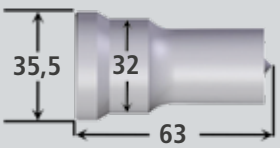	Ø 4 - 32 by / von 0,5 mm	4x8 5x10 6x12 7x14 8x16 9x18 10x20 11x22 12x24 13x26 14x28 15x30 16x32	6 - 22 by / von mm
N° 3 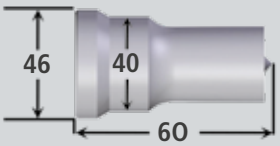	Ø 29 - 40 by / von 0,5 mm	Oval max. 40 Langloch max. 40	23 - 28 by / von mm
N° 4 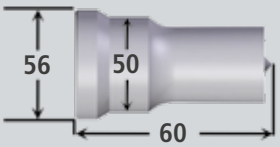	Ø 41 - 50 by / von 0,5 mm	Oval max. 50 Langloch max. 50	29 - 35 by / von mm
N° 5 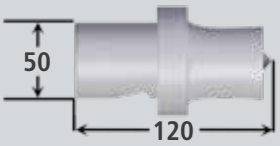	Ø 51 - 70 by / von 0,5 mm	Oval max. 70 Langloch max. 70	36 - 49 by / von mm
N° 6 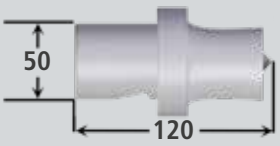	Ø 71 - 100 by / von 0,5 mm	Oval max. 100 Langloch max. 100	50 - 70 by / von mm

B

Die / Matrizen			
N° 1	Ø 4 - 28 0,2 - 0,7	Same as punch N° 1 Gleich als Stempel N° 1 0,2 - 0,7	6 - 19 0,2 - 0,7
N° 2 	Ø 4 - 32 0,2 - 0,7	Same as punch N° 2 Gleich als Stempel N° 2 0,2 - 0,7	6 - 22 0,2 - 0,7
N° 3 	Ø 29 - 40 0,2 - 0,7	Oval max. 40 Langloch max. 40	23 - 28 0,2 - 0,7
N° 4	Ø 41 - 50 0,2 - 0,7	Oval max. 50 Langloch max. 50	29 - 35 0,2 - 0,7
N° 5	Ø 51 - 100 0,2 - 0,7	Oval max. 100 Langloch max. 100	36 - 70 0,2 - 0,7

Punch - Die / Stempel - Matrizen

Type / Typ FICEP AUTOMATIC / AUTOMATISCH

Punch / Stempel		
	N° A 21922 Ø 8 - 18	
	N° A 18788 Ø 8 - 27	N° A 21772
	N° A 23912 Ø 8 - 30 N° A 26129 Ø 31 - 32	N° A 25717 10x30 11x30 12x30 13x30 14x30 16x30 17x30 18x30 19x30 20x30 22x30
B 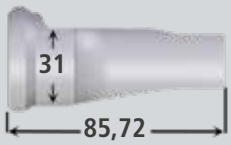	N° A 23912 F Ø 8 - 22 Milled / Gefräst	
	N° A 08224 Ø 9 - 32	N° A 13289 10x30 11x30 12x30 13x30 14x30 16x30 17x30 18x30 20x30 22x30
	N° A 22084 Ø 28 - 40	N° A 2622 10x30 11x30 12x30 13x30 14x30 16x30 17x30 18x30 19x30 20x30 22x30 24x32 26x32 22x40
	N° A 26359 Ø 40 - 42 Ø 44 - 46	N° A 27050

Die / Matrizen		
	N° A 12688 Ø 8 - 32 Standard clearance Standard Schneidspiel	N° A 30217 (A18048) 10x30 11x30 12x30 13x30 14x30 16x30 17x30 18x30 19x30 20x30 22x30 24x32 26x32
	N° A 17968 Ø 8 - 22 Standard clearance Standard Schneidspiel	N° A 18048 10x30 11x30 12x30 13x30 14x30 16x30 17x30 18x30 19x30 20x30 22x30 24x32 26x32
B 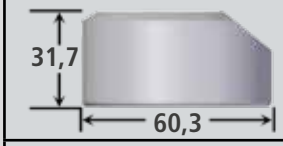	N° A 21578 Ø 8 - 32 Standard clearance Standard Schneidspiel	N° A 28871 10x30 11x30 12x30 13x30 14x30 16x30 17x30 18x30 19x30 20x30 22x30 24x32 26x32 Standard clearance / Standard Schneidspiel
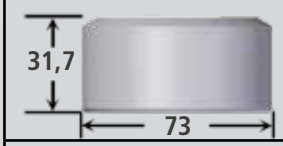	N° A 12957 Ø 8 - 46 Standard clearance Standard Schneidspiel	N° A 30218 (A27352) 10x30 11x30 12x30 13x30 14x30 16x30 17x30 18x30 19x30 20x30 22x30 24x32 26x32 22x40 Standard clearance / Standard Schneidspiel
	A 26371 Ø 8 - 46 Standard clearance Standard Schneidspiel	N° A 27352 10x30 11x30 12x30 13x30 14x30 16x30 17x30 18x30 19x30 20x30 22x30 24x32 26x32 22x40 Standard clearance / Standard Schneidspiel

Annular cutters / Kernbohrer

HSS Weldon 19



Ejector pin / Auswerferstift
Ref. 201221

Ø mm	201255	Ø mm	201255	Ø mm	201255	Ø mm	201255	Ø mm	201255
12	201255.012	22	201255.022	32	201255.032	42	201255.042	52	201255.052
13	201255.013	23	201255.023	33	201255.033	43	201255.043	53	201255.053
14	201255.014	24	201255.024	34	201255.034	44	201255.044	54	201255.054
15	201255.015	25	201255.025	35	201255.035	45	201255.045	55	201255.055
16	201255.016	26	201255.026	36	201255.036	46	201255.046	56	201255.056
17	201255.017	27	201255.027	37	201255.037	47	201255.047	57	201255.057
18	201255.018	28	201255.028	38	201255.038	48	201255.048	58	201255.058
19	201255.019	29	201255.029	39	201255.039	49	201255.049	59	201255.059
20	201255.020	30	201255.030	40	201255.040	50	201255.050	60	201255.060
21	201255.021	31	201255.031	41	201255.041	51	201255.051		



Ejector pin / Auswerferstift
Ref. 201226

Ø mm	201265	Ø mm	201265	Ø mm	201265	Ø mm	201265	Ø mm	201265
12	201265.012	22	201265.022	32	201265.032	42	201265.042	52	201265.052
13	201265.013	23	201265.023	33	201265.033	43	201265.043	53	201265.053
14	201265.014	24	201265.024	34	201265.034	44	201265.044	54	201265.054
15	201265.015	25	201265.025	35	201265.035	45	201265.045	55	201265.055
16	201265.016	26	201265.026	36	201265.036	46	201265.046	56	201265.056
17	201265.017	27	201265.027	37	201265.037	47	201265.047	57	201265.057
18	201265.018	28	201265.028	38	201265.038	48	201265.048	58	201265.058
19	201265.019	29	201265.029	39	201265.039	49	201265.049	59	201265.059
20	201265.020	30	201265.030	40	201265.040	50	201265.050	60	201265.060
21	201265.021	31	201265.031	41	201265.041	51	201265.051		

Tool holder / Aufnahmehalter

Weldon 19 MT2/MK2
Ref. 201283
Without internal cooling
Ohne innenkühlung



Weldon 19 MT3/MK3
Ref. 201293
Without internal cooling
Ohne innenkühlung

Weldon 19 MT2/MK2
Ref. 201287
With internal cooling
Mit innenkühlung

Weldon 19 CM3
Ref. 201289
With internal cooling
Mit innenkühlung

Classic set / Klassikbox

Ref. 201474, L 30 mm
6 Annular cutters / Kernbohrer
Ø 12, 14, 16, 18, 20 et 22 mm
2 Ejector pin / Auswerferstift

Référence 201475, L 50 mm
6 annular cutters / kernbohrer
Ø 14, 16, 18, 20, 22 et 26 mm
2 ejector pin / auswerferstift

Complete set / Komplettes box

Ref. 201153, L 30 mm
Ref. 201483, L 50 mm

39 annular cutters
39 kernbohrer
Ø 12 à 50 mm

4 ejector pin
4 auswerferstift

HSS-XE Weldon 19/32



Ejector pin / Auswerferstift
Ref. 201221

Ø mm	201312
12	201312.012
13	201312.013
14	201312.014
15	201312.015
16	201312.016
17	201312.017
18	201312.018
19	201312.019
20	201312.020
21	201312.021
22	201312.022
23	201312.023
24	201312.024

Ø mm	201312
25	201312.025
26	201312.026
27	201312.027
28	201312.028
29	201312.029
30	201312.030
31	201312.031
32	201312.032
33	201312.033
34	201312.034
35	201312.035
36	201312.036
37	201312.037

Ø mm	201312
38	201312.038
39	201312.039
40	201312.040
41	201312.041
42	201312.042
43	201312.043
44	201312.044
45	201312.045
46	201312.046
47	201312.047
48	201312.048
49	201312.049
50	201312.050

Ø mm	201312
51	201312.051
52	201312.052
53	201312.053
54	201312.054
55	201312.055
56	201312.056
57	201312.057
58	201312.058
59	201312.059
60	201312.060



Ejector pin / Auswerferstift
Ref. 201226

Ø mm	201313
12	201313.012
13	201313.013
14	201313.014
15	201313.015
16	201313.016
17	201313.017
18	201313.018
19	201313.019
20	201313.020
21	201313.021
22	201313.022
23	201313.023
24	201313.024

Ø mm	201313
25	201313.025
26	201313.026
27	201313.027
28	201313.028
29	201313.029
30	201313.030
31	201313.031
32	201313.032
33	201313.033
34	201313.034
35	201313.035
36	201313.036
37	201313.037

Ø mm	201313
38	201313.038
39	201313.039
40	201313.040
41	201313.041
42	201313.042
43	201313.043
44	201313.044
45	201313.045
46	201313.046
47	201313.047
48	201313.048
49	201313.049
50	201313.050

Ø mm	201313
51	201313.051
52	201313.052
53	201313.053
54	201313.054
55	201313.055
56	201313.056
57	201313.057
58	201313.058
59	201313.059
60	201313.060

Classic set / Klassikbox

Ref. 201325, L 30 mm
Ref. 201328, L 55 mm

6 annular cutters
6 kernbohrer
Ø 14, 16, 18, 20, 22 et 26 mm

2 ejector pin
2 auswerferstift

Complete set / Komplettes box

Ref. 201360, L 30 mm
Ref. 201363, L 55 mm

39 annular cutters
39 kernbohrer
Ø 12 à 50 mm

4 ejector pin
4 auswerferstift

Annular cutters / Kernbohrer

CARBIDE / HARTMETALL Weldon 19/32

Ø 12 - 65 mm
Weldon 19 mm
Ø 66 - 120 mm
Weldon 32 mm



Ejector pin / Auswerferstift

Ref. 201149
Ø 12 à 17 mm

Ref. 201151
Ø 18 à 65 mm

Ref. 201273
Ø 66 à 120 mm

Ø mm	201315	Ø mm	201315	Ø mm	201315	Ø mm	201315	Ø mm	201315
12	201315.012	28	201315.028	44	201315.044	60	201315.060	76*	201315.076
13	201315.013	29	201315.029	45	201315.045	61	201315.061	77*	201315.077
14	201315.014	30	201315.030	46	201315.046	62	201315.062	78*	201315.078
15	201315.015	31	201315.031	47	201315.047	63	201315.063	79*	201315.079
16	201315.016	32	201315.032	48	201315.048	64	201315.064	80*	201315.080
17	201315.017	33	201315.033	49	201315.049	65	201315.065	85*	201315.085
18	201315.018	34	201315.034	50	201315.050	66*	201315.066	90*	201315.090
19	201315.019	35	201315.035	51	201315.051	67*	201315.067	95*	201315.095
20	201315.020	36	201315.036	52	201315.052	68*	201315.068	100*	201315.100
21	201315.021	37	201315.037	53	201315.053	69*	201315.069	105*	201315.105
22	201315.022	38	201315.038	54	201315.054	70*	201315.070	110*	201315.110
23	201315.023	39	201315.039	55	201315.055	71*	201315.071	115*	201315.115
24	201315.024	40	201315.040	56	201315.056	72*	201315.072	120*	201315.120
25	201315.025	41	201315.041	57	201315.057	73*	201315.073		
26	201315.026	42	201315.042	58	201315.058	74*	201315.074		
27	201315.027	43	201315.043	59	201315.059	75*	201315.075		

* Ø 66 à 120 mm queue Weldon 32 mm

Ø 12 - 60 mm
Weldon 19 mm
Ø 61 - 150 mm
Weldon 32 mm



Ejector pin / Auswerferstift

Ref. 201226
Ø 12 à 17 mm

Ref. 201273
Ø 18 à 60 mm

Ref. 201272
Ø 61 à 150 mm

Ø mm	201316	Ø mm	201316	Ø mm	201316	Ø mm	201316	Ø mm	201316	Ø mm	201316
12	201316.012	25	201316.025	40	201316.040	56	201316.056	72*	201316.072	95*	201316.095
13	201316.013	25,5	201316.0255	41	201316.041	57	201316.057	73*	201316.073	100*	201316.100
14	201316.014	26	201316.026	42	201316.042	58	201316.058	74*	201316.074	103*	201316.103
15	201316.015	27	201316.027	43	201316.043	59	201316.059	75*	201316.075	104*	201316.104
16	201316.016	28	201316.028	44	201316.044	60	201316.060	76*	201316.076	105*	201316.105
17	201316.017	29	201316.029	45	201316.045	61*	201316.061	77*	201316.077	106*	201316.106
17,5	201316.0175	30	201316.030	46	201316.046	62*	201316.062	78*	201316.078	108*	201316.108
18	201316.018	31	201316.031	47	201316.047	63*	201316.063	79*	201316.079	110*	201316.110
19	201316.019	32	201316.032	48	201316.048	64*	201316.064	80*	201316.080	115*	201316.115
20	201316.020	33	201316.033	49	201316.049	65*	201316.065	82*	201316.082	120*	201316.120
21	201316.021	34	201316.034	50	201316.050	66*	201316.066	83*	201316.083	125*	201316.125
21,5	01316.0215	35	201316.035	51	201316.051	67*	201316.067	84*	201316.084	130*	201316.130
22	201316.022	36	201316.036	52	201316.052	68*	201316.068	85*	201316.085	135*	201316.135
23	201316.023	37	201316.037	53	201316.053	69*	201316.069	88*	201316.088	140*	201316.140
23,5	201316.0235	38	201316.038	54	201316.054	70*	201316.070	90*	201316.090	145*	201316.145
24	201316.024	39	201316.039	55	201316.055	71*	201316.071	92*	201316.092	150*	201316.150

* Ø 61 à 150 mm queue Weldon 32 mm

Classic set / Klassikbox

Ref. 201336

6 annular cutters
6 kernbohrer

Ø 14, 16, 18, 20, 22 et 26 mm

4 ejector pin
4 auswerferstift

Complete set / Komplettes box

Ref. 201366

39 annular cutters
39 kernbohrer

Ø 12 à 50 mm

4 ejector pin
4 auswerferstift

Drilling machine / Bohrmaschine V-KING 35

Drilling up to 35 mm / Bohren bis zu 35 mm

Features / Merkmale V-KING 35	
Drills / Bohrer :	12 - 35 mm
Twist drill / Spiralbohrer :	13 mm
Chuck capacity Kapazität Bohrfutter :	1/2 "
Rotational speed without cutter : Rotationsgeschwindigkeit ohne Messer :	450 rpm / U/min
Stroke / Hub :	105 mm
Voltage / Spannung :	110 ou 220 - 240 v
Power / Leistungsaufnahme :	1050 w
Magnetic holding force : Allg. Magnethaftkraft :	7845 N (800 kg)
Length / Länge :	270 mm
Height / Höhe :	330 mm
Width / Breite :	110 mm
Magnetic base / Magnetfuß :	160 x 80 mm
Weight / Gewicht :	11.6 kg

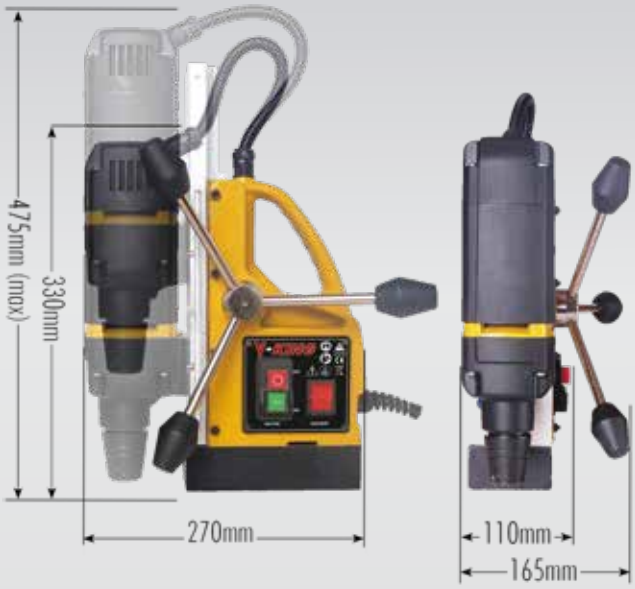

Box

- **6 drills HSS**
  L 30 mm
  Ø 14, 16, 18, 20, 22 et 24
- **1 Ejector pin / Auswerferstift**

The advantages

- Compact, easy to handle.
- Very light, practical for any site.
- Powerful, up to Ø 35 mm.
- Interchangeable tools,
- for drills and cutters.
- Unbeatable price.

Die Vorteile

- Kompakt, leicht zu handhaben.
- Sehr leicht, praktisch für jede Baustelle.
- Leistungsstark, fräst bis Ø 35 mm.
- Auswechselbare Werkzeuge,
- für Bohrer und Fräser.
- Unschlagbarer Preis.

Dotation standard

- Le plein d'huile.
- Garantie.
- Coffret de transport.
- Courroie de sécurité.
- Clé serrage.
- Huile de coupe.

Band saw blades

We have a saw blade for every application and for every brand. A wide range of carbon, carbide and M42 bi-metal saw blades.

In stock are the common dimensions 27 x 0.9, lengths 2450, 2750, 2950, 3150 and 3320, which are the standard for MEP band saws.

Other lengths on request.

Our M42 Bi-Metal Band Saw Blades are packaged in packs of 5, allowing you to benefit from our best prices.

The technology

In the past, tearing off teeth was a problem, especially when cutting tough materials such as stainless steel.

Today, this is no longer the case. Using the latest computer-aided design technology, we have found a way to significantly strengthen the teeth where they most often break. We have applied the patented TUFFTOOTH technology to our M42 CLASSIC Bi-metal band saw blade.

TUFFTOOTH technology dramatically improves cutting performance with blades that cut faster, cleaner and last longer.

TUFFTOOTH patent no. 61677928

Teeth

The contact surface of the blade on the workpiece is decisive. The table on the right will help you to choose the right gearing for your needs.

Lubrication

For your band saws we offer the cutting oil used by REMO.

Can 5 l.
soluble cutting oil
Ref. 21011

Barrel 200 l.
soluble cutting oil
Ref. 21012

Thickness S mm	Teeth	Thickness S mm	Teeth
1 to 2	10 / 14	... to 20	6 / 10
2 to 4	8 / 12	20 to 40	5 / 8
4 to 8	6 / 10	40 to 80	4 / 6
8 to 12	5 / 8	80 to 150	3 / 4
12 to 20	4 / 6	150 to 250	2 / 3
20 to 30	3 / 4	250 to 400	1,4 / 2
30 to 50	2 / 3	400 to 600	1 / 1,3

Bandsägeblätter

Wir haben ein Sägeblatt für jede Anwendung und für jede Marke. Ein breites Sortiment an Carbon, Hartmetall und M42-Bimetallsägeblättern.

Auf Lager sind die gängigen Abmessungen 27 x 0,9 in den Längen 2450, 2750, 2950, 3150 und 3320, die für MEP-Bandsägen Standard sind.

Andere Längen auf Anfrage.

Unsere M42 Bi-Metall-Sägeblätter sind in 5er-Packungen verpackt, so dass Sie von unseren besten Preisen profitieren können.

Die Technologie

Früher war das Ausreißen der Zähne problematisch, vor allem beim Schneiden von widerstandsfähigen Materialien wie Edelstahl.

Heute ist dies nicht mehr der Fall. Mithilfe der neuesten computergestützten Designtechnologie haben wir einen Weg gefunden, die Zähne an den Stellen, an denen sie am häufigsten abbrechen, deutlich zu verstärken. Wir haben die patentierte TUFFTOOTH-Technologie auf unser Bi-Metall-Bandsägeblatt M42 CLASSIC angewendet.

Die TUFFTOOTH-Technologie verbessert die Schnittleistung erheblich durch Blätter, die schneller und sauberer schneiden und länger halten.

TUFFTOOTH Patent-Nr. 61677928

Verzahnung

Die Kontaktfläche des Sägeblatts auf dem Werkstück ist entscheidend. Anhand der nebenstehenden Tabelle können Sie leicht die richtige Verzahnung für Ihre Bedürfnisse auswählen.

Die Schmierung

Für Ihre Bandsägen bieten wir Ihnen das von REMO verwendete Schneidöl an.

Kanister 5 l.
lösliches Schneidöl
Ref. 21011

Fass 200 l.
lösliches Schneidöl
Ref. 21012

Dicke S mm	Verzahnung	Dicke S mm	Verzahnung
1 zu 2	10 / 14	... zu 20	6 / 10
2 zu 4	8 / 12	20 zu 40	5 / 8
4 zu 8	6 / 10	40 zu 80	4 / 6
8 zu 12	5 / 8	80 zu 150	3 / 4
12 zu 20	4 / 6	150 zu 250	2 / 3
20 zu 30	3 / 4	250 zu 400	1,4 / 2
30 zu 50	2 / 3	400 zu 600	1 / 1,3

Welding tables / Schweißtische

Take advantage of the benefits of welding tables by achieving precise constructions in a shorter time.
Profitieren Sie von den Vorteilen der Schweißtische, indem Sie präzise Konstruktionen in kürzerer Zeit realisieren.

Weight capacity up to 5600 kg / Zulässiges Gewicht bis zu 5600 kg



Welding tables offer fast and precise options for the machining of a simple 2D construction (rail construction) and are used in almost all branches of industry, mainly in sheet metal work, boiler making, steel construction and metalworking.

Schweißtische bieten schnelle und präzise Optionen für die Bearbeitung einer einfachen 2D-Konstruktion (Schienenkonstruktion). Sie werden in fast allen Industriezweigen eingesetzt, hauptsächlich in der Blechverarbeitung, im Kesselbau, im Stahlbau und in der Metallverarbeitung.



Made of steel, the welding tables are able to withstand the weight and temperature of welding.
Thanks to the perforated surface and the spaces between the plates, it is possible to install optional and standard equipment. The assembly of the welding equipment can be done by means of screws, bolts and welding clamps.

Die aus Stahl gefertigten Schweißtische können das Gewicht und die Temperatur des Schweißvorgangs aushalten.
Dank der perforierten Oberfläche und der Zwischenräume zwischen den Platten können sowohl optionale als auch Standardausrüstungen angebracht werden. Die Schweißausrüstung kann mithilfe von Schrauben, Verbindungsbolzen und Schweißzangen montiert werden.

Laser cleaner / Reiniger für Laser

Cleaner for martyred laser dishes / Reiniger für Laser-Märtyrer-Gerichte

Faster and more economical cleaning of laser martyr dishes.
Schnellere und kostengünstigere Reinigung von Lasermartyrerschüsseln

Dedicated for all fiber or CO2 laser cutting tables.
The system is equipped with a long arm to facilitate the cleaning operation.
Only one operator is required.
Compared to the replacement of martyr plates, the savings can be up to 75% depending on the number of cleaning operations.

Widmet sich allen Laserschneidtischen für Faser- oder CO2-Laser.
Das System ist mit einem langen Arm ausgestattet, um den Reinigungsvorgang zu erleichtern.
Es ist nur ein Bediener erforderlich.
Im Vergleich zum Austausch der martyrischen Schalen können je nach Anzahl der durchgeführten Reinigungsvorgänge bis zu 75 % eingespart werden.

Features / Merkmale		R-1000
Voltage supply / Stromspannung	V	mono 220
Frequency / Frequenz	Hz	50
Engine power / Motorleistung	kW	1020
Thickness of martyrdom dishes Dicke der Märtyrerteller	mm	3 to 5 3 zu 5
Minimum distance between martyrs' dishes Minimaler Abstand zwischen Märtyrergerichten	mm	30
Weight / Gewicht	kg	35

REMO OUTILLAGES

51, rue du Colombier
78420 Carrières-sur-Seine
FRANCE

+33 1 39 15 09 40

contact@remo.fr

Manufacturer since 1979 of punches, dies, blades, notchers and tooling distributor.

Seit 1979 Hersteller von Stempeln, Matrizen, Klingen, Ausklinkern und Werkzeughändler.

Consumables Plasma/ Plasma-Verbrauchsmaterial



Notching blades / Ausklinkmesser